
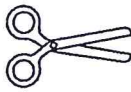




Name \_\_\_\_\_


# Rules for a Happy Day

WEEK #2


 Color.  Cut.  Glue.



Raise your hand before talking.




Share toys.



Run in the classroom.




Be a good listener.



Work quietly.

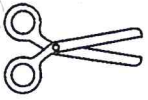


Use a loud voice.



Name \_\_\_\_\_

# Squirrel's Snack




Cut.

Say the letter.



Glue to match.



P

T

S

N

L

D

©The Mailbox® • Teacher's Helper® • TEC45032 • Aug./Sept. 2007

N

D

T

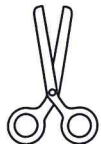
S

P

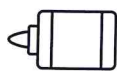
L




# Snake and Pig



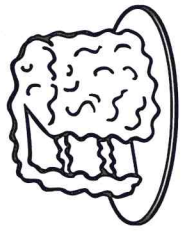

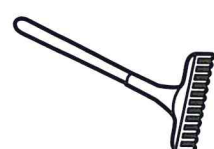
Cut.



Glue to match the rhyming pictures.







©The Mailbox® • Teacher's Helper® • TEC45026 • Aug./Sept. 2006




w2




# Clifford's Math Page



5



3



2

A SUPPLEMENT TO SCHOLASTIC LET'S FIND OUT SEPTEMBER 2002

## For Parents

### How Many Apples?

Counting and recognizing numbers are important math skills for your child to learn. You can help your child practice these skills by counting the apples that are in each tree. Then, have him/her draw a line to the correct number of apples below the trees. Next, talk about the numerals on the page. Encourage your child to trace the numeral with his or her finger or with a crayon and offer assistance if your child needs help. You might want to buy several different kinds of apples at the supermarket to sort and count at home.

Teacher: Scholastic Inc. grants you permission to reproduce this page. © 2002 by Scholastic Inc. Supplement to Scholastic *Let's Find Out*. All rights reserved. CLIFFORD, CLIFFORD THE BIG RED DOG, and associated logos and designs are trademarks and/or registered trademarks of Norman Bridwell.

Contains a minimum of 10% post-consumer fiber.

Illustration by Tim Haggerly